

## Aquawood Finline D

5019

Medium-layer, pigmented top coat for wood windows and front doors for industrial and professional use

System-matched in 3-layer structure

### PRODUCT DESCRIPTION

#### General

Water-based, pigmented top coat with very good weather resistance and even degradation when exposed to weathering. Medium layer formation with a dry film thickness of 50 to 70  $\mu\text{m}$  depending on the structure. High blocking resistance, fast water resistance, short drying times and natural appearance characterize the product.

#### Special properties and standards



- **ÖNORM EN 71-3**  
Safety of toys; migration of certain elements (free of heavy metals)



- **DIN 53160-1 and DIN 53160-2**  
Perspiration and saliva-proof properties



- **Proof of suitability according to DIN EN 927-2**



- **French ordinance DEVL1104875A**  
Marking of construction coating products for their emission of volatile pollutants: A+

#### Application area



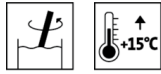
For dimensionally stable and limited dimensionally stable timber components for exterior and interior use, such as e.g. wooden windows, front doors, window shutters, gates, winter garden.

According to ÖNORM B3803, it is also possible to fall below the minimum layer thickness of 80  $\mu\text{m}$  for transparently pigmented water-based coatings on dimensionally stable timber components if this is demonstrably done in agreement with the manufacturer of the coating material and the end user is demonstrably informed of the shortened care intervals.

For humid areas (e.g. indoor pools) only with a special coating system.

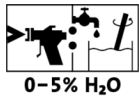
## PROCESSING

### Processing instructions



- Please stir the product before use. However, prevent entry of air while stirring.
- The temperature of the product and object, and the room temperature must be at least + 15 °C.
- The optimal conditions for use are between 15 - 25 °C with a relative atmospheric humidity between 40 - 80 %.
- Sealants must be compatible with the coat and may only be applied once the paint has dried through. Sealing profiles with plasticizers tend to stick together in combination with paints. Please only use those types that have been tested.
- When changing from Aquawood Finline D (5019) to other water-based paint systems, care must be taken to adequately clean the pipes and spray equipment, preferably with warm water.
- Any change in the processing sequence, environmental conditions, non-observance of instructions or the use of products not listed may have an unfavourable effect on the result. Deviations lead to film and adhesion problems as well as to impairments with regard to weathering and color stability.
- Please follow our **ARL 300 - Working guideline for coating dimensionally stable and limited dimensionally stable construction elements - General part** along with all standards and guidelines for window construction.

### Application technique



	Airless	Airless air-supported (Airmix®, Aircoat, etc.)
Spraying nozzle Ø (mm)	0,28 - 0,33	
Spray nozzle (Ø inch)	0,011 - 0,013	
Nozzle angle (°)	20 - 40	
Spraying pressure (bar)	80 - 100	
Vaporizer Air (bar)	-	0,5 - 1,5
Spraying distance (cm)	25	
Diluent	Water	
Diluent amount added (%)	0 - 5	
Applied quantity per application (g/m <sup>2</sup> )	150 - 175	
Wet film (µm)	125 - 150	
Dry film complete coating system (µm)	50 - 70	

The shape and surface condition of the workpiece as well as the type of application influence the actual consumption. Accurate values for consumption must be obtained by applying trial coats in advance.

### Drying times

(at 23 °C and 50 % rel. humidity)




Dust-dry (ISO 1517)	approx. 30 minutes
Grip-resistant	approx. 3 hour(s)
Recoatable	approx. 12 hour(s)

The figures given above are reference values. The drying time depends on the type of substrate, coat thickness, temperature, air exchange and relative atmospheric humidity.

Lower temperatures and/or high level of atmospheric humidity can increase the drying time.

Avoid direct sunlight!

### Cleaning the working equipment



With water immediately after use.

To remove dried paint residues we recommend using Aqua-Cleaner (8029) (diluted 1:1 with water).

## SUBSTRATE

### Type of substrate

Wood in accordance with the guidelines for window construction.

### Substrate property

The substrate must be dry, clean, capable of holding the paint, free from separating substances such as grease, wax, silicone, resin etc. and free from wood dust, as well as tested for suitability for coating.

### Wood moisture

13 % ± 2 %

## COATING SYSTEM

### General

The following coating systems are exemplary.

### Impregnation

1 x Aquawood Primo A2 (5452)

Intermediate drying time: approx. 4 hours

Use wood preservatives safely. Always read the label and observe the respective technical data sheets of the products before use.

Please follow our **ARL 056 - Working guideline for the use of wood preservatives**.

### Intermediate coat

#### Windows und front doors:

1 x Aquawood Intercare ISO (5503)

or

1 x Aquawood Intercare SQ (5522)

Intermediate drying time: approx. 4 hours

#### Window shutters, gates and winter garden:

1 x Aquawood Intercare Isogrip (5505)

Intermediate drying time: approx. 4 hours

### Intermediate sanding



Grit size 220 – 280

Remove sanding dust.

### Finishing coat

1 x Aquawood Finline D (5019)

### For front doors

An additional application of Aquawood Protect (5128) (colourless two-component varnish) is necessary.

## MAINTENANCE

### Care

The durability depends on several factors: these include particularly the type of weathering, constructive protection, mechanical stress and the choice of colour applied. To obtain long durability, regular inspection, maintenance and, if necessary, repair measures are necessary.

Annual cleaning with Top-Cleaner (7208) and maintenance with Top-Care (7227) in the package with Windoor Care-Set (7229).

### Maintenance

Please follow our **ARL 304 - Working guideline for coating dimensionally stable and limited dimensionally stable construction elements - Maintenance and repair.**

## ORDERING INFORMATION

### Size of trading unit

4 kg, 22 kg

### Colour shades / Glosslevels



Colour shades can be obtained using the **ADLER colour mixing system ADLERMix.**

#### Base paint(s):

Aquawood Finline D W10 Weiß, tönbar (5019000010)

Aquawood Finline D Basis W30 (5019000030)

In order to ensure uniformity of the colour shade, use only material with the same batch number on a given surface.

It is recommended to prepare a trial colour sample on the original substrate using the coating system selected in order to assess the final colour shade.

### Supplementary products

Aqua-Cleaner 8029 (8029)  
 Aquawood Intercare ES (5501)  
 Aquawood Intercare ISO (5503)  
 Aquawood Intercare Isogrip (5505)  
 Aquawood Intercare SQ (5522)  
 Aquawood Primo A2 (5452)  
 Aquawood Protect (5128)  
 Top-Care (7227)  
 Top-Cleaner (7208)  
 Windoor Care-Set (7229)  
 Aquawood Intercare SL (5506)  
 Aquawood Intermedio ISO (5705)  
 Aquawood Intermedio Isogrip (5714)

Please refer to the corresponding technical data sheets of the products.

## FURTHER DETAILS

### Durability / storage



Min. 1 year(s) in the original sealed containers.

Make sure the product is protected against moisture, direct sunlight, frost and high temperatures (above 30 °C).

Close opened containers well and use up the content as soon as possible.

### Technical specifications

VOC content of the ready-to-use mixture: EU limit for Aquawood Finline D (Cat A/d): 130 g/l.

Aquawood Finline D contains maximum 60 g/l VOC.

### Giscode

BSW30

### DGNB (German Sustainable Building Council)

Quality level 4 (with factory coating)

### Safety information



The product is only suitable for the industrial and professional use.

When sanding, use at least a P2 dust filter as personal safety equipment to protect against abrasive and wood dust. In case of hardwood (especially for Beech, Oak) a dust filter P3 is recommended.

The inhalation of paint aerosols during spray application must generally be avoided. This is ensured by the proper use of a respirator (combination filter A2/P2).

Further information on the subject of safety during transport, storage and handling as well as disposal can be found in the relevant safety data sheet. The current version can be accessed on the Internet at [www.adler-lacke.com](http://www.adler-lacke.com).

---