

## Aquawood Interprimer

5434

Water-based primer for **wooden windows** for industrial and commercial use.  
System-matched in a **4-layer structure**

### PRODUCT DESCRIPTION

#### General

Water-based primer with particularly good draining behaviour on pre-impregnated softwood. The product is characterised by very low retention behaviour due to special additives.

#### Special properties and standards



- **French ordinance DEVL1104875A**  
Marking of construction coating products for their emission of volatile pollutants: A+

#### Application area

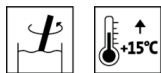


For dimensionally stable timber components for exterior and interior use, such as e.g. wooden windows and front doors.

Particularly suitable for softwoods.

### PROCESSING

#### Processing instructions

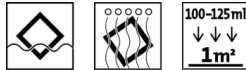


- Please stir the product before use. However, prevent entry of air while stirring.
- The temperature of the product and object, and the room temperature must be at least + 15 °C.
- The optimal conditions for use are between 15 - 25 °C with a relative atmospheric humidity between 40 - 80 %.
- The product is not weather-resistant without a topcoat!
- In case of flow coating for a long time, the pH-value reduces and, as a result, there could be sagging problems. Hence, the pH value of impregnations that have already been used must be checked and, if required, corrected to the target pH-value of 9 – 9.5 by adding approx. 0.10 % of Neutralisationsmittel 9125 (96149) (the addition of 0.10 % will increase the pH-value up to approx. 0.6 units).
- If the viscosity increases as a result of evaporation, it must be compensated with water (set viscosity: 45 – 50 seconds in a 2 mm-measuring-cup) Before measuring the wood dust has to be screened.
- If foam forms in the flooding system, an addition of 0.1 - 0.3 % of Entschäumer-Lösung für Aquawood TIG (90642) or Entschäumer-Lösung (90643) is recommended.
- Any change in the processing sequence, environmental conditions, non-observance of instructions or the use of products not listed may have an unfavourable effect on the result. Deviations lead to film and adhesion

problems as well as to impairments with regard to weathering and color stability.

- Please follow our **ARL 300 - Working guideline for coating dimensionally stable and limited dimensionally stable construction elements - General part** along with all standards and guidelines for window construction.

### Application technique



	Flow coating	Immersion
Applied quantity per application (ml/m <sup>2</sup> )	100 - 125	

The product is ready to use.

The shape and surface condition of the workpiece as well as the type of application influence the actual consumption. Accurate values for consumption must be obtained by applying trial coats in advance.

### Drying times

(at 23 °C and 50 % rel. humidity)




Re-coatable at room temperature	approx. 4 hour(s)
Re-coatable after forced drying 20 minutes draining 50 minutes drying stage (35 - 40 °C) 20 minutes cooling stage	approx. 90 minutes

The figures given above are reference values. The drying time depends on the type of substrate, coat thickness, temperature, air exchange and relative atmospheric humidity.

Lower temperatures and/or high level of atmospheric humidity can increase the drying time.

Avoid direct sunlight!

### Cleaning the working equipment



With water immediately after use.

To remove dried paint residues we recommend using Aqua-Cleaner (8029) (diluted 1:1 with water).

## SUBSTRATE

#### Type of substrate

Wood in accordance with the guidelines for window construction.

#### Substrate property

The substrate must be dry, clean, capable of holding the paint, free from separating substances such as grease, wax, silicone, resin etc. and free from wood dust, as well as tested for suitability for coating.

A prerequisite for ensuring long durability of the coating is to observe the basic principles of constructional wood preservation.

#### Wood moisture

13 % ± 2 %

#### Substrate preparation

**Hardwoods:** Grit size 150 - 180  
**Softwoods:** Grit size 100 - 150

## COATING SYSTEM

#### General

The following coating systems are exemplary.


#### Impregnation

1 x Aquawood Primo TIM (5425) (applies to timbers of durability classes 3 - 5 according to EN 350)


Intermediate drying: approx. 2 hour(s)

Use wood preservatives safely. Always read the label and observe the respective technical data sheets of the products before use.

Please follow our **ARL 056 - Working guideline for the use of wood preservatives**.

<b>Primer coat</b>	1 x Aquawood Interprimer (5434) Intermediate drying time: approx. 4 hour(s)
<b>Intermediate coat</b>	<b>Softwoods:</b> 1 x Aquawood Intermedio DQ (5706) <b>Hardwoods and Larch:</b> 1 x Aquawood Intermedio ISO (5705) Intermediate drying: approx. 2 hour(s)
<b>Intermediate sanding</b> 	Grit size 240 – 280 Remove sanding dust.
<b>Finishing coat</b>	1 x Aquawood Finatop 40 (5140) or 1 x Aquawood Finapro 20 (5101)
<b>For front doors</b>	An additional application of Aquawood Protect (5128) (colourless two-component varnish) is necessary.

## ORDERING INFORMATION

<b>Size of trading unit</b>	22 l, 120 l Polyfass
<b>Colour shades / Glosslevels</b> 	<p>Colour shades can be obtained using the <b>ADLER colour mixing system ADLERMix</b>.</p> <p><b>Base paint(s):</b> Aquawood Interprimer Basis W30 (5434000030) Aquawood Interprimer Basis W40 (5434000040)</p> <p>The final colour tone is generally determined by the inherent colour of the wood, the quantity applied and the colour shade of the coating.</p> <p>In order to ensure uniformity of the colour shade, use only material with the same batch number on a given surface.</p> <p>It is recommended to prepare a trial colour sample on the original substrate using the coating system selected in order to assess the final colour shade.</p> <p>In order to lay particular emphasis on the wood structure, the colour shade of Aquawood Interprimer selected should be darker than the one of the top-coat.</p> <p>Please observe our <b>ARL 800- Working guideline for working (including care and maintenance) with ADLER Mix, PUR Mix and Color4You dosing machines</b>.</p>

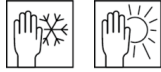
<b>Supplementary products</b>	<p>Aqua-Cleaner 8029 (8029) Aquawood Finapro 20 (5101) Aquawood Finatop 40 (5140) Aquawood Intermedio DQ (5706) Aquawood Intermedio ISO (5705) Aquawood Primo TIM (5425) Aquawood Protect (5128) Entschäumer-Lösung für Aquawood TIG (90642) Entschäumer-Lösung (90643)</p>
-------------------------------	---

Neutralisationsmittel 9125 (96149)  
 Neutralisationsmittel (8108)  
 Entschäumer-Lösung (9015)

Please refer to the corresponding technical data sheets of the products.

## FURTHER DETAILS

### Durability / storage



Min. 1 year(s) in the original sealed containers.

Make sure the product is protected against moisture, direct sunlight, frost and high temperatures (above 30 °C).

Close opened containers well and use up the content as soon as possible.

### Technical specifications

VOC content of the ready-to-use mixture: EU limit for Aquawood Interprimer (Cat A/f): 130 g/l.  
 Aquawood Interprimer contains maximum 30 g/l VOC.

### Giscode

BSW20

### DGNB (German Sustainable Building Council)

Quality level 4 (with factory coating)

### Safety information



The product is only suitable for the industrial and professional use.

When sanding, use at least a P2 dust filter as personal safety equipment to protect against abrasive and wood dust. In case of hardwood (especially for Beech, Oak) a dust filter P3 is recommended.

Further information on the subject of safety during transport, storage and handling as well as disposal can be found in the relevant safety data sheet. The current version can be accessed on the Internet at [www.adler-lacke.com](http://www.adler-lacke.com).